



**X<sup>C</sup> 45**

“All you can imagine



In six years, 250 Xc yachts, of which almost a quarter were Xc 45s, have sailed nearly 1,000,000 nautical miles.

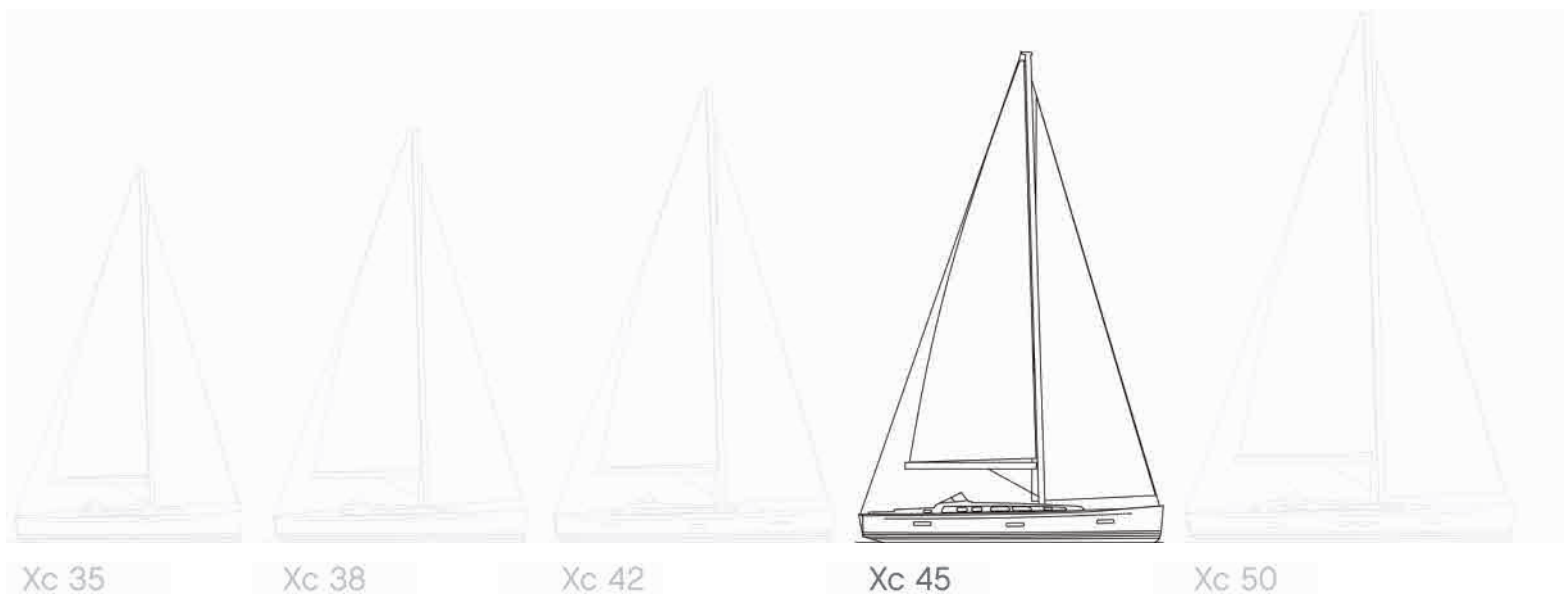


is real” *Pablo Picasso*



The Xc 45 was launched in 2008 as the first of a new breed of cruising orientated X-Yachts. The Xc 45 won the prestigious title of “European Yacht of the Year 2009” in the “Luxury Cruiser” category.

Following extensive feedback from a large group of Xc owners, as well as our own experience over the last 6 years, 2014 marks the launch of the next-generation Xc 45. The new Xc 45 builds upon the success of the Xcruising range with an updated specification including a larger bathing platform and larger hull portlights as well as new interior styling, which is more open and with more natural light without compromising safety or practicality.



Xc 35

Xc 38

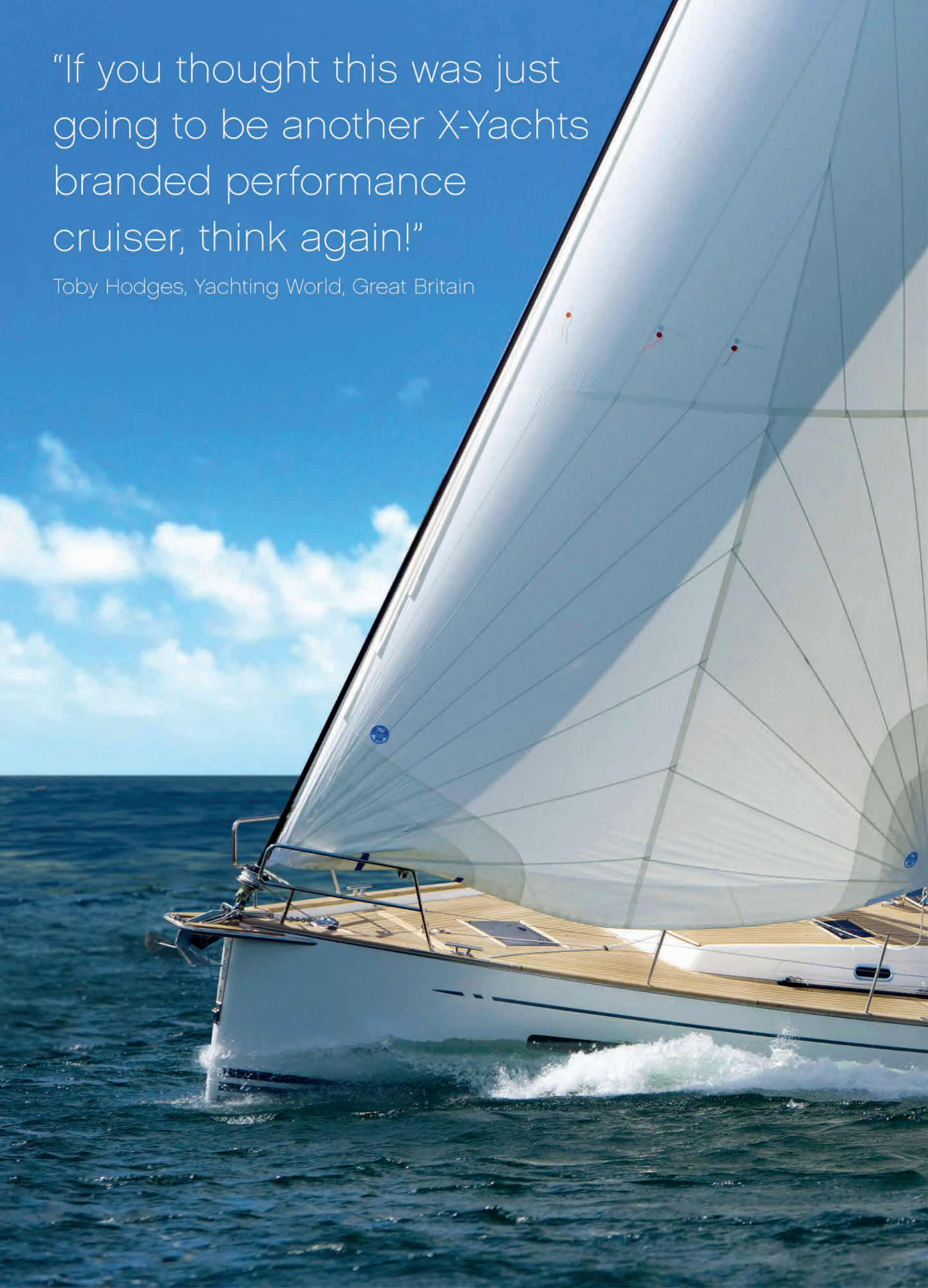
Xc 42

Xc 45

Xc 50

“If you thought this was just going to be another X-Yachts branded performance cruiser, think again!”

Toby Hodges, Yachting World, Great Britain






# Designer's comments

One of the main differences between the Xperformance and Xcruising ranges is the hull design. The Xc range, with its deeper hull sections, provides a greater interior volume for tanks and other essential cruising equipment. Deeper V-shaped forward hull sections ensure a smooth and comfortable motion when the yacht is sailed against waves (either under sail or engine).


The greater displacement allows for a heavier keel to be fitted. The large fuel and freshwater tanks and the heavy battery bank are all strategically located low and central in the yacht for excellent weight distribution. Lowering the centre of gravity optimises the stability and allows for a well proportioned sail plan. The Xc 45 can make short work of any long passage.

The composite lead/cast iron keel is encapsulated in a reinforced epoxy e-glass shell to guarantee a perfect keel section and avoid corrosion. Flush mounted skin fittings and a folding propeller reduce drag, ensuring the Xc 45 can make the most of the conditions.

The next-generation Xc 45 features an improved new interior bringing new innovative features, whilst maintaining the practical layout of a boat designed to be used at sea.



Niels Jeppesen  
Design Director



<b>Copyrights</b>   <small>WORLD CLASS SINCE 1979</small>	<b>Yacht</b> Xc 45	<b>Designed by</b>  X-Yachts Design Group	<b>Principal Dimensions</b>	
	<b>Drawing</b> Lines Plan		Hull length: 13.86 m - 45.47 ft Beam: 4.32 m - 14.17 ft Draft: 2.20 m - 7.21 ft Displ.: 13,220 kg - 29,145 lbs	
	<b>Date</b> 2014			

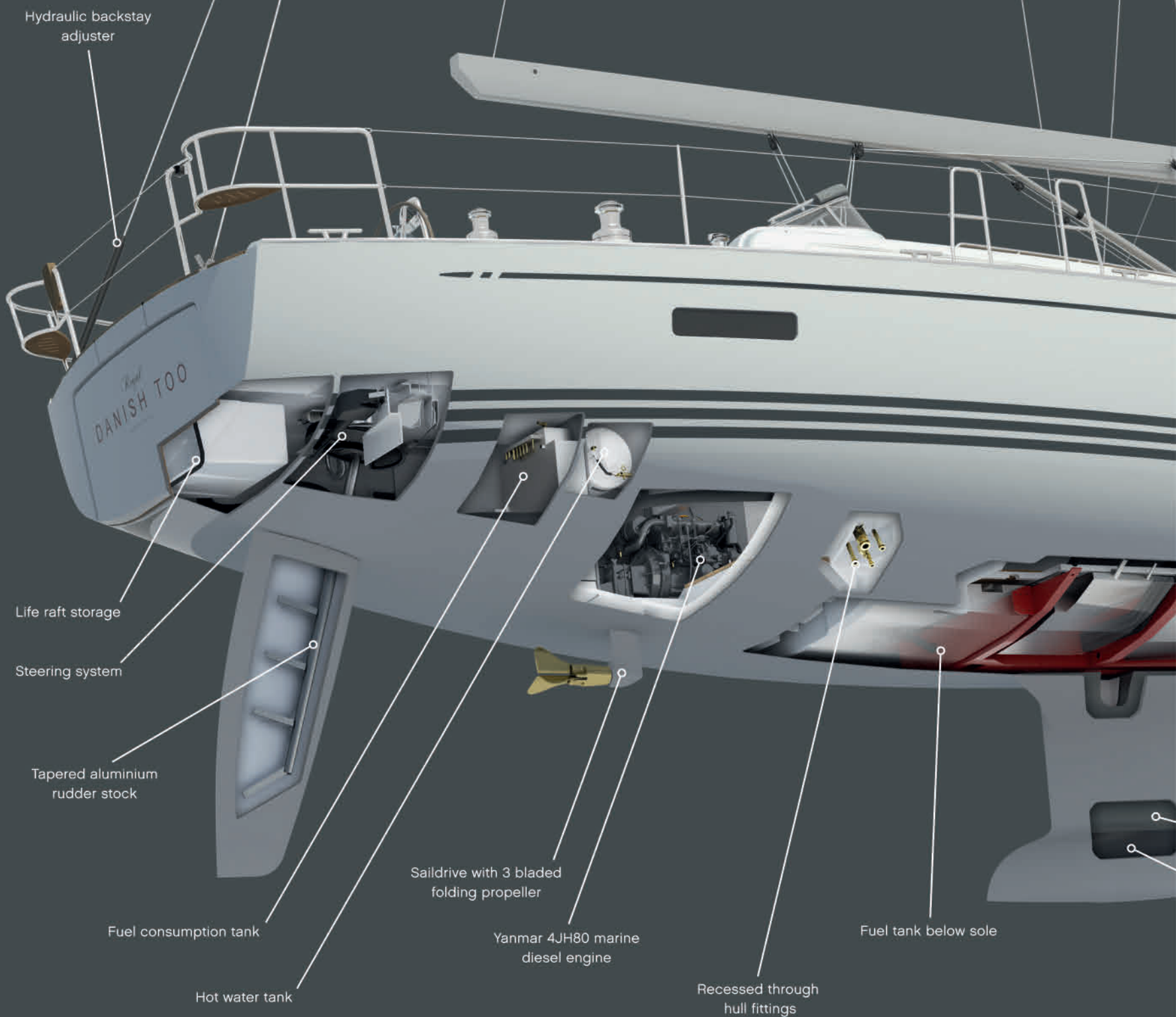






*The Xc 45 to port shows optional teak laid decks on coach roof and side decks, toughened glass windshield and bimini.*

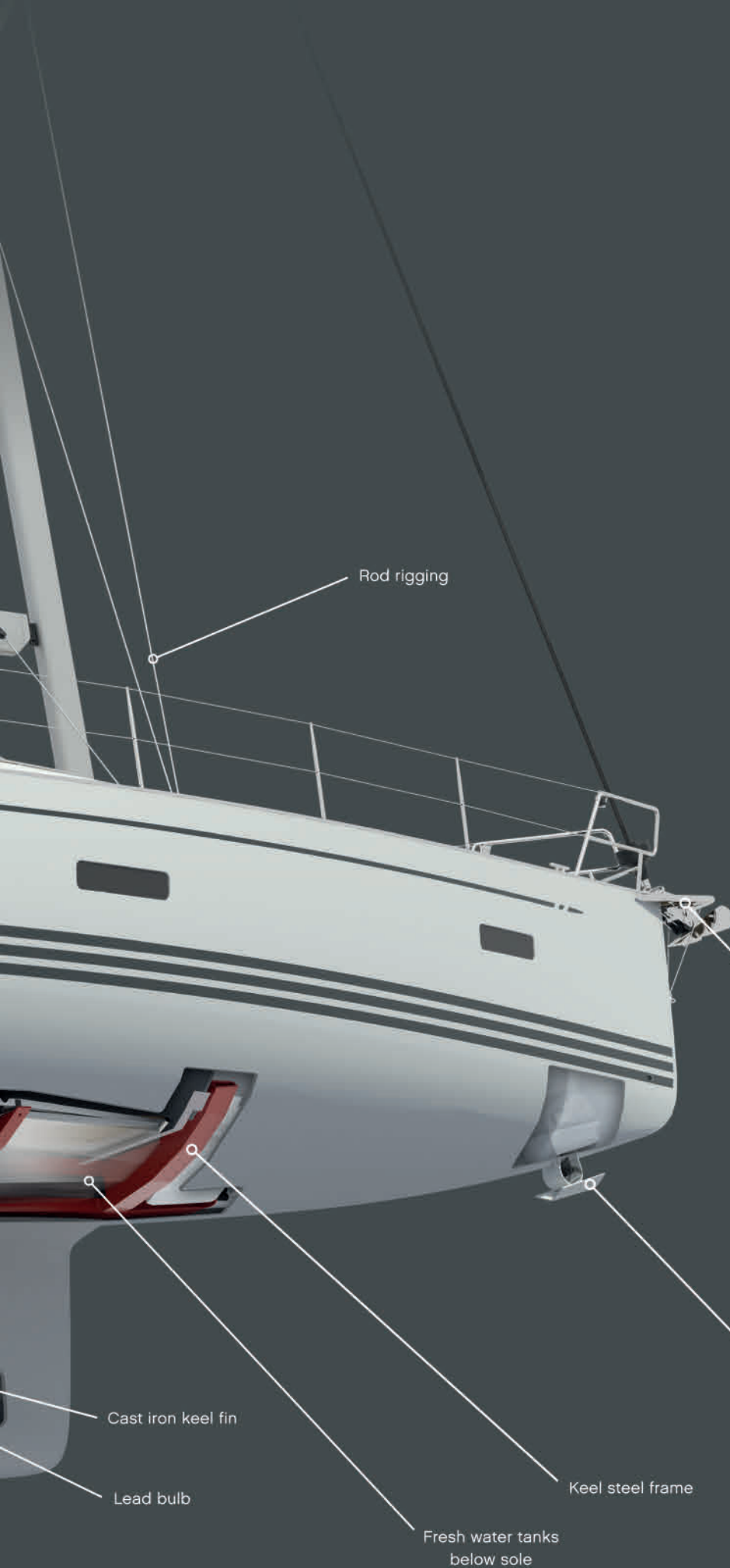
# Xcruising qualities



Designed and developed for long-distance cruising, the Xc 45 takes many of the qualities of the performance X-Yachts such as rod rigging and fully encapsulated keels, but also has many features that make it ideal for offshore passage making:

- A powerful engine in a well insulated compartment, with a 3-bladed folding propeller
- Large fuel and fresh water tanks, all strategically located low and central in the yacht for optimum weight distribution
- An immensely strong steel hull girder frame, taking the loads from the composite lead/cast iron keel as well as from the keel stepped mast
- Deeper hull sections provide a greater interior volume, giving more storage and space for essential cruising equipment, a feature which also provides smoother sailing in all weathers.

The Xcruising range is more than having great cruising qualities, 35 years of performance yacht experience and racing heritage are not lost on the Xc 45. A flexible yet powerful sail plan, excellent stability and easy handling make short work of long passages, giving you more time to explore.



Rod rigging

A frame bowsprit (optional)

Retractable bowthruster (optional)

Cast iron keel fin

Lead bulb

Fresh water tanks below sole

Keel steel frame



Xen Weg.

XC5



# Owner's comments

Two of our owners describe their Xc 45 experience...

## Dave & Dee Keavy, Australia

*"Five years ago we began our love affair with our Xc 45, Solero. We picked her up from the factory and spent two wonderful seasons cruising around Denmark, Sweden, Finland and Norway. Seeing places and sailing in conditions so different to our native Australia. This included a trip of a life time through the Göta and Trollhättan canals from the east to the west coast of Sweden.*

*But the Mediterranean was always our goal and with the assistance of the factory we had her put on a truck and sent to Koper in Slovenia. We are now in our third year in the Med sailing down through*

*Croatia, Montenegro, Albania and now in Greece.*

*What we love about our yacht not only is she fast, but when we've been caught out by the weather from squalls in Denmark to the Bura in Croatia, we know she's built to take it. Her big fuel and water tanks make life so easy and she's easily handled by the two of us.*

*Along the way we've made great friends with many other cruisers and what has surprised us is how many of them have changed yachts, unhappy with their original choice. After five years we'd still get an Xc 45."*



Dee and Dave Keavy, Solero



John and Aafe Oldridge, Perseverance

## John & Aafe Oldridge, England

John has been sailing for over 60 years. The last two boats he owned with his wife Aafe were Swans. They began the search for their next yacht in which they wanted to cruise short handed with good performance and comfort.

*"I wanted a boat that was fast, comfortable and sea-kindly, and the Xc 45 has not disappointed. The extra displacement and depth to the hull gives an exceptionally easy motion in a sea-way, while her high ballast-ratio and tall sophisticated rig with rod-rigging and hydraulics as standard, ensure sparkling performance that will satisfy owners who are more used to racing yachts. The combination of a large mainsail and non-overlapping jib makes her easy to handle short-*

*handed, (we usually sail just the two of us), and in harbour, the powerful bow-thruster and big rudder make docking simple.*

*Under engine, she will cruise at 8kts, with power delivered smoothly, quietly and economically, and with a large fuel tank, the range is impressive.*

*Comfort down below is first-class, with a cool modern interior that will not date, yet retains a traditional feel.*

*All in all, the Xc 45 is an impressive package, with excellent performance, good manners and first-class accommodation, all built to a high standard. She makes an outstanding fast cruising boat."*

# Deck layout



*Both boats shown with optional sidedeck teak.  
Boat to port is shown with optional coachroof  
teak and fixed windscreen.*






# Deck details



*The liferaft is stored below the cockpit floor. The bathing platform is electrically operated, but can also be opened mechanically in emergency.*

*Xc 45 shown with optional teak laid decks on top of coachroof and side decks, optional windshield with optional dark grey spray hood available.*



All halyards pass below the deck surface and are stored in the cockpit floor self-draining "bin". Self-draining, acrylic dropboard is supported by gas struts for easy adjustment.



Folding teak cockpit table with GRP instrument support, designed to fit a chart plotter and binnacle compass. Storage in centre of table. Optional grabrail on forward end.



The 'standard' Xc 45 comes with stainless steel wheel crash bars. Optional enlarged crash bars with integrated engine throttle and/or thruster controls on the starboard wheel.



Stainless steel ventilation dorades are mounted on the coach roof, with stainless steel protection bar, provide excellent ventilation into the accommodation.



Stainless steel self-tailing Andersen Winches, which can be upgraded to be electrical powered, are part of Xc 45's comprehensive standard quality.



In the foredeck a deep sail locker, with integrated self-draining anchor chain compartment. The electrical anchor winch capstan can be fitted with an optional topwinch to operate moorings.

# Cockpit protection



*The standard spray hood rests in a "sock" when folded.*



*The standard spray hood is supported by three stainless steel frames. For canvas colour options, see page 22-23.*



*The optional bimini is shown here, optional cockpit tent is also available.*



*Xc 45 comes optional with an aluminium framed windshield with toughened glass.*




*The optional windshield with the raised spray hood.*

# Hull style options



## Hull trim stripes


A standard Xc 45 comes in a white gelcoat with steel grey (RAL 7011) waterlines and sheerline stripe, optional light grey (RAL 7035) waterlines and sheerline stripe.



*White hull with  
steel grey stripes*



*White hull with  
light grey stripes*



## Exterior fabrics


Choose between standard dark grey (Swela 37365) or alternative silver grey (Swela 37362) for sprayhood, bimini, cockpit tent, cockpit cushions, boom cover, forestay cover, cockpit table and wheel covers. Other colours on request.



*Dark grey  
(Swela 37365)*



*Silver grey  
(Swela 37362)*





# Modern living

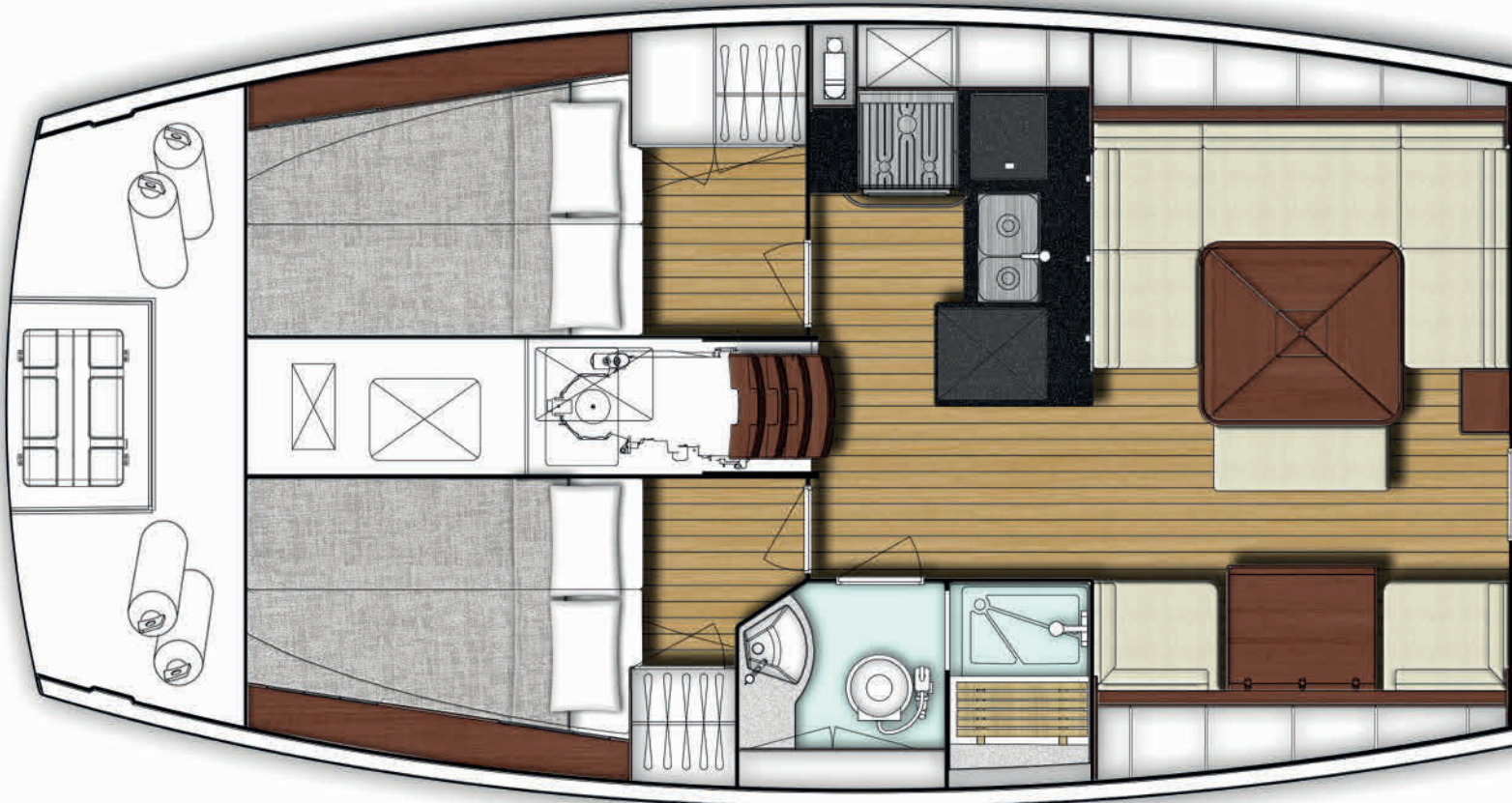
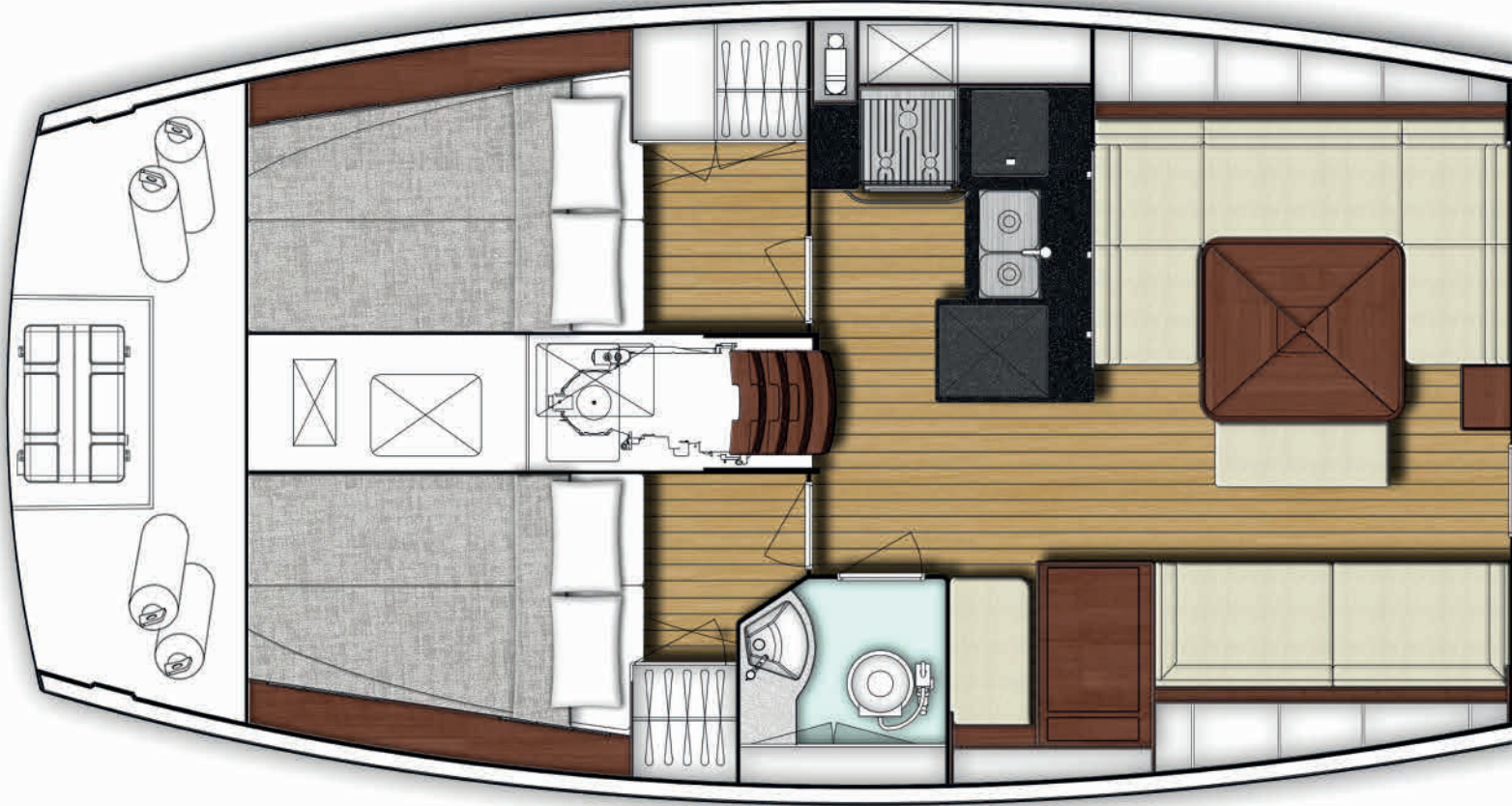




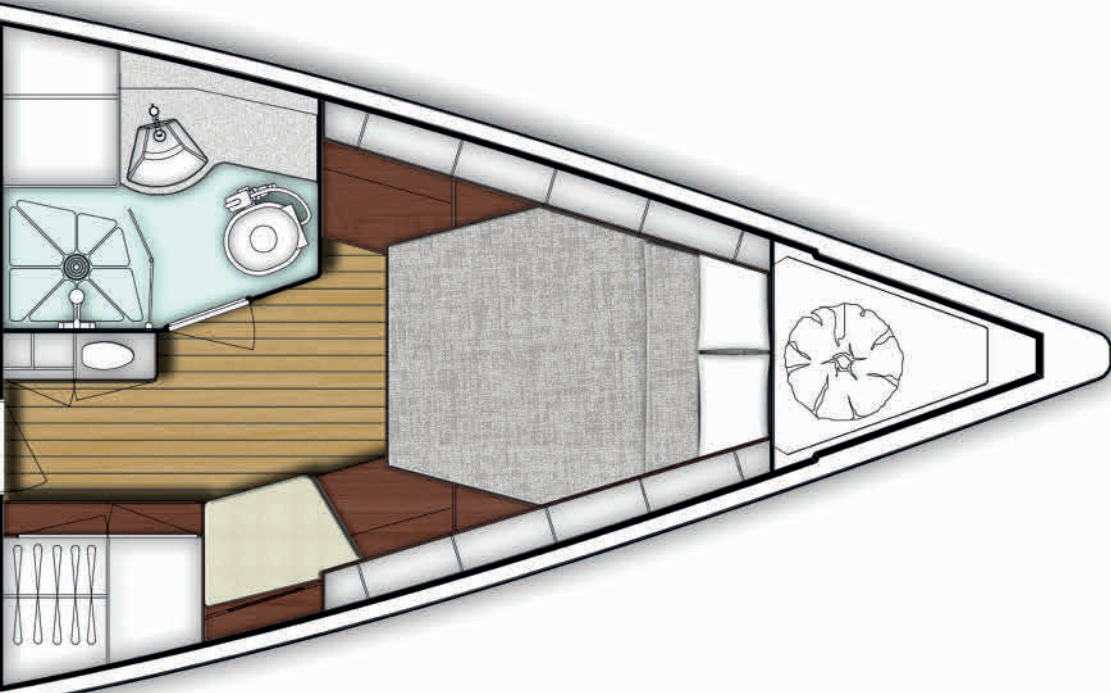
“Quality begins on the inside...  
then works its way out”

Bob Moawad – Innovator

# Interior layouts



Two interior layouts are offered with a variety of surface finishes. See p36-37 for more details.



### Standard layout

*Owner's cabin forward, with owner's head compartment and separate shower.*

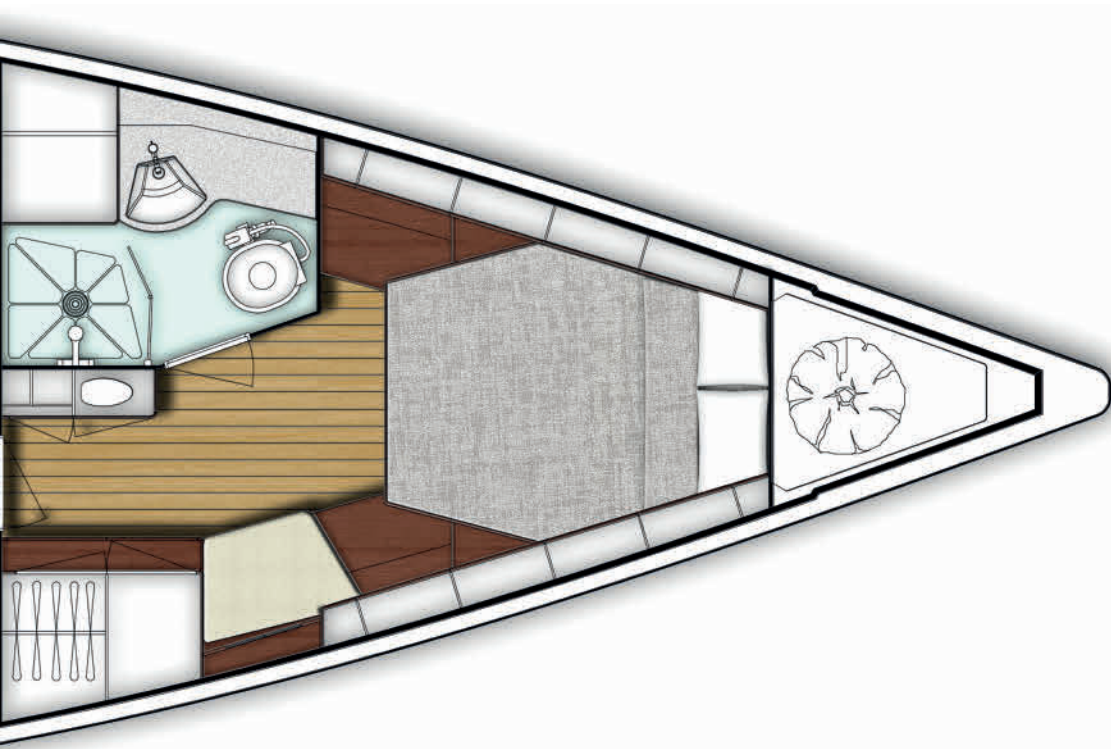
*Large saloon with seating for 6 around the table, plus additional sofa on starboard side.*

*Dedicated forward facing nav station with ample space for charts.*

*Spacious galley with 3-burner stove and optional front opening fridge.*

*Aft 'wet' head with pull out shower.*

*Spacious aft double cabins with storage under berth.*



### Optional layout

*Owner's cabin forward, with owner's head compartment with separate shower.*

*Large saloon with seating for 6 around the table.*

*Chart table situated between two comfortable chairs in starboard side of the main cabin*

*Spacious galley with 3-burner stove and optional front opening fridge.*


*Enlarged aft head compartment with dedicated shower.*

*Spacious aft double cabins with storage under berth.*



# Saloon

The spacious saloon is flooded with light from coachroof portlights and deck hatches. The large dining table with integrated wine bottle compartment can comfortably host 6 guests. Seating consists of a spacious U-Sofa on port side and an additional sofa or seats on starboard side, depending on layout.





*Above: The standard Xc 45 saloon with optional galley transverse cupboard.*

*Right: the saloon table has a built in wine bottle storage.*

*Upper Left: Wooden grills hide speakers for the optional entertainment systems.*

*Lower Left: Book shelf with adjustable book brackets on port and starboard.*





# Galley

The spacious galley has all the facilities positioned within easy reach and plenty of storage space. A Corian counter-top and tinted splashback create a stylish space. Handrails at the companionway and along the coach roof provide security under way.





Above: Standard features include: Corian worktop with top loaded fridge, a gimballed oven, toughened glass splash back, a rectangular sink with single lever mixing tap and shelves, drawers and lockers providing storage space for cutlery, crockery and food.

Right: Optional extras include: transverse top cupboard, top loaded deep freezer, front opening fridge, Nespresso coffee machine, Microwave and foot pumped saltwater tap.

Upper Left: Drawers have hidden runners that allow the drawer to be fully pulled out. The drawers feature soft close and self locking catches.





# Nav station

The standard layout of the Xc 45 features a dedicated forward facing navigation station. It is the Xc 45's communication centre with ample room for literature and navigational instruments, as well as being the main hub for the yacht's electrical systems.

The nav station includes a large chart table with paper chart storage and drawers below. The top cupboard above the chart table can house a chart plotter. Additional instruments and VHF are fitted outboard of the chart table. This panel also houses the main electrical distribution panel for the boat.





Above: The dedicated forward nav station with the chart plotter neatly hidden away in the top cupboard.

Right: The top cupboard "chart plotter" door in the open position. A gas spring holds the door securely in place when open.






# Owner's cabin

Owner's cabin with large double centre berth with curved laminated battens below the mattress for improved ventilation and comfort. Large under berth drawers. Night tables positioned either side of berth.

Owner's en-suite head, located on port side, with a regular sized manually operated marine toilet, moulded sink with single lever luxury mixer tap, cupboard and mirror. Dedicated shower compartment with acrylic doors and automatic electric sump pump. Space for optional washing machine (see pricelist for details).



Above: Top cupboards and shelves above the berth (port and starboard).

Right: Seat to starboard with large double wardrobe containing shelves and hangers and four drawers below.




# Interior finishes



## Standard fabrics



*Nantes Ivory*



*Nantes Grey White*



*Brooks 13 Sahara*



*Brooks 09 Blue*



*Brooks 115 Silver Grey  
(Standard)*

## Microfibre (optional)



*Alsace Blue*



*Alsace Ivory*




*Alsace Sand*



*Nubilux 709 Argent*



### Galley work tops



Camoan White Corian




Black Quartz Corian

### Floorboards



Maple



Teak & Holly

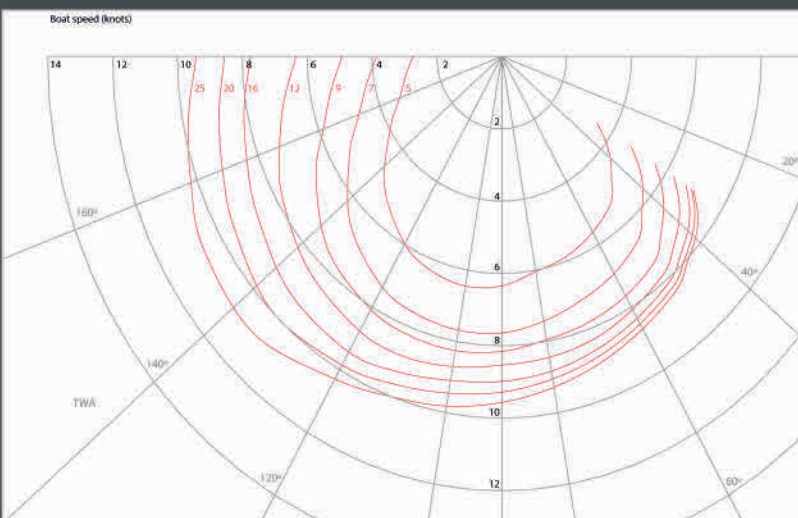

Above: optional interior surface options:

Optional white top cupboards, veneered freeboards/lower cupboards in saloon, galley/nav station and owners cabin.

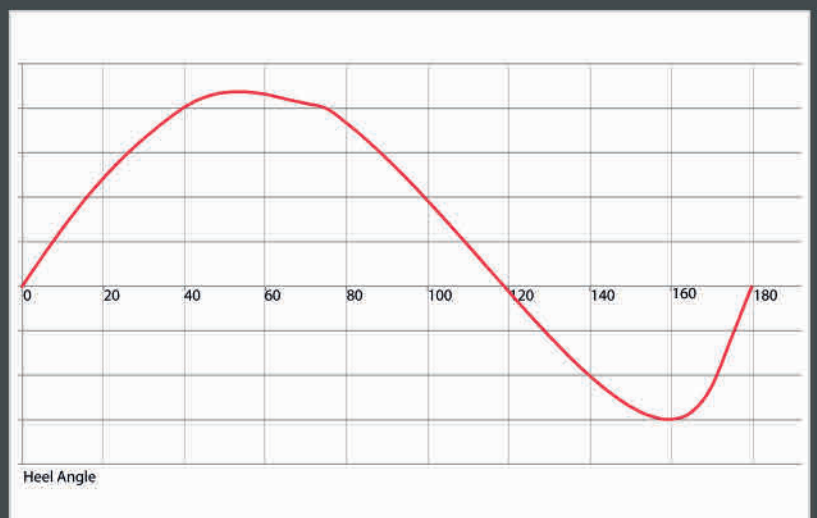
Optional black Corian galley worktop.

Optional laminate floorboard in teak and holly.

The upholstery fabric shown above is Brooks 13 Sahara.



*Polar Diagram for Xc 45 with standard keel and cruising condition.*



*Stability Curve for Xc 45 with standard keel and cruising condition.*

This brochure is not contractual. All descriptions, illustrations etc. are indicative. X-YACHTS A/S reserves the right to modify or improve the specification without prior notice. August 2014.

## SAIL AREAS


Mainsail	61.30 m <sup>2</sup>	660 ft <sup>2</sup>
Self tacking jib (94%)	44.1 m <sup>2</sup>	475 ft <sup>2</sup>
Inner forestay HW jib	31.8 m <sup>2</sup>	342 ft <sup>2</sup>
Genoa (108%)	50.7 m <sup>2</sup>	545 ft <sup>2</sup>
Genoa (140%)	65.3 m <sup>2</sup>	702 ft <sup>2</sup>
Asymmetric spinnaker	180 m <sup>2</sup>	1,938 ft <sup>2</sup>

## DIMENSIONS

Hull length	13.86 m	45.47 ft
Waterline length	12.76 m	41.80 ft
Beam	4.32 m	14.17 ft
Draft (standard)	2.20 m	7.21 ft
Draft (shallow)	1.80 m	5.90 ft
Ballast (standard)	5,965 kg	13,150 lbs
Displacement light	13,220 kg	29,145 lbs

## ENGINE/TANKS

Engine diesel	59.6 kW	80 HP
Fuel capacity	440 Ltr	116 (US) gal
Water capacity	615 Ltr	162 (US) gal



Draft (shallow)  
Draft (standard)

X-C 45

---

**X-Yachts**<sup>®</sup>  
WORLD CLASS SINCE 1979